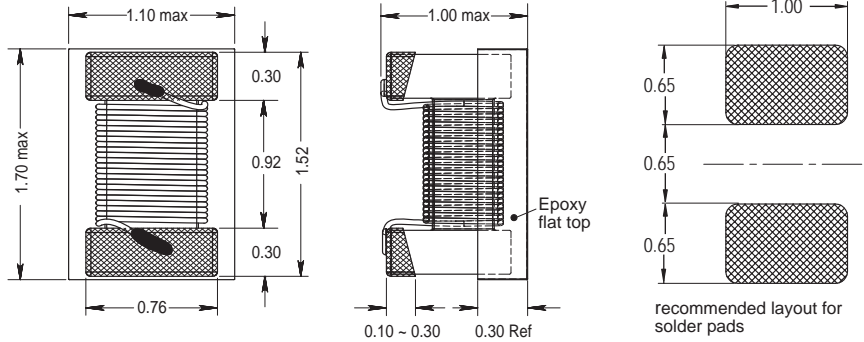

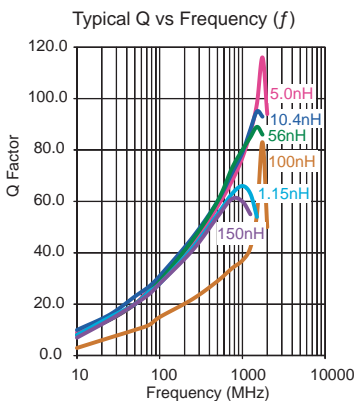
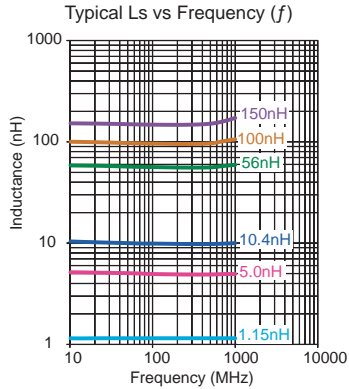
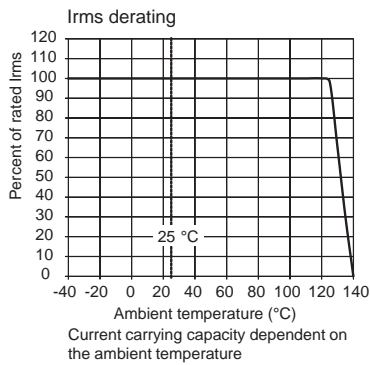


0603 AQ

Exceptionally High Q
Engineer's Kit : EK-0603AQ-X



Chip Inductors for RF Applications (Wire wound -open)



Single layer (typ)

Part No	Inductance L (nH)	fL (MHz)	Tol ± (%)	Q min	f _α (MHz)	SRF (GHz)	DCR max (Ω)	Rated DC Current (A)
0603AQ-1N1M-YY	1.15	500	20	35	500	12.30 min	0.020	3.20
0603AQ-2N6M-YY	2.6	500	20	45	500	9.30 min	0.020	2.30
0603AQ-4N5K-YY	4.5	500	10	56	500	5.80 min	0.020	2.00
0603AQ-5N0K-YY	5.0	500	10	50	500	5.30 min	0.023	1.40
0603AQ-6N8J-YY	6.8	500	5	55	500	4.70 min	0.035	1.70
0603AQ-7N6J-YY	7.6	500	5	51	500	4.40 min	0.035	1.43
0603AQ-010J-YY	10.4	500	5	54	500	3.74 min	0.035	1.50
0603AQ-015J-YY	15	500	5	54	500	3.30 min	0.035	1.40
0603AQ-022J-YY	22	500	5	54	500	2.43 min	0.070	1.20
0603AQ-023J-YY	23	500	5	54	500	2.62 min	0.130	1.00
0603AQ-029J-YY	29	500	5	54	500	2.43 min	0.130	0.90
0603AQ-034J-YY	34	500	5	53	500	2.25 min	0.140	0.80
0603AQ-042J-YY	42	500	5	54	500	2.00 min	0.220	0.68
0603AQ-047J-YY	47	500	5	52	500	2.00 min	0.310	0.57
0603AQ-056J-YY	56	500	5	54	500	1.76 min	0.400	0.44
0603AQ-R10J-YY	100	500	5	49	500	1.20 min	0.650	0.36
0603AQ-R12J-YY	120	500	5	49	500	1.20 min	0.900	0.25
0603AQ-R15J-YY	150	500	5	48	500	1.13 min	1.320	0.20
0603AQ-R18J-YY	180	500	5	42	500	0.80 typ	1.610	0.19
0603AQ-R22K-YY	220	500	10	27	500	0.80 typ	1.610	0.19

Core Material : Ceramic

Revision date : 09 Aug 2016

SPQ : Taped / Reel 1000 [-08]
4000 [-01]
15000 [-04]

Remarks: - For not listed inductance values please check availability with us.
- 2% and 5% tolerance available on request.