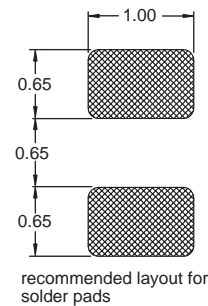
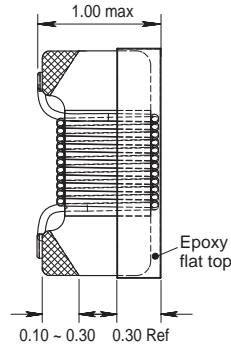
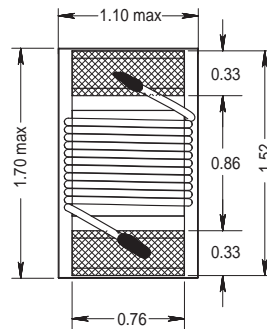

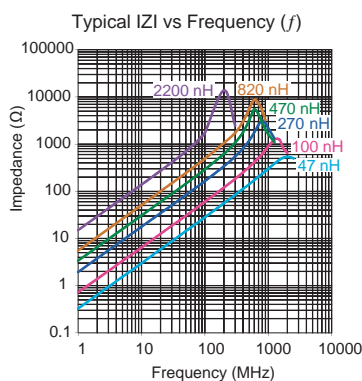
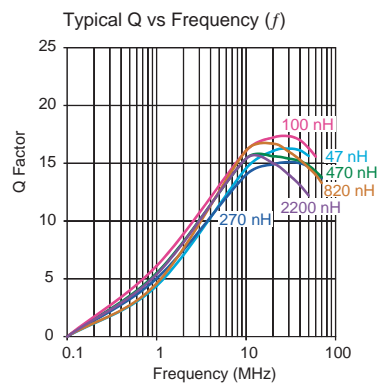
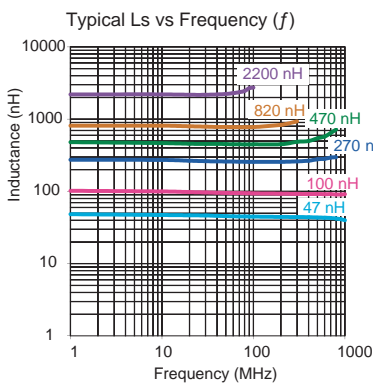
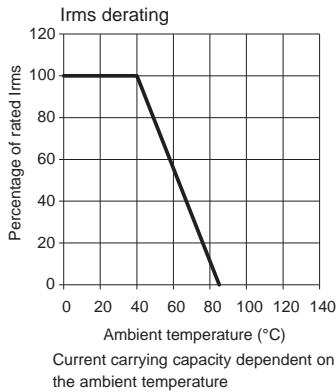


0603 F

Engineer's Kit : EK-0603F-X



Chip Inductors for RF Applications (Wire wound -open)



Single layer (typ)

Part No	Inductance	f _L	Tol	Q	f _a	SRF	DCR max	Rated DC Current
	L (nH)	(MHz)	± (%)	min	(MHz)	(MHz)	(Ω)	
0603F-047K-YY	47	7.9	10	12	7.9	1500 min	0.075	1.40
0603F-072K-YY	72	7.9	10	12	7.9	1400 min	0.12	1.40
0603F-R10K-YY	100	7.9	10	12	7.9	1150 min	0.13	1.40
0603F-R12K-YY	120	7.9	10	12	7.9	1100 min	0.15	1.40
0603F-R15K-YY	150	7.9	10	12	7.9	1050 min	0.15	1.30
0603F-R18K-YY	180	7.9	10	12	7.9	950 min	0.15	1.30
0603F-R22K-YY	220	7.9	10	12	7.9	800 min	0.16	0.95
0603F-R24K-YY	240	7.9	10	12	7.9	800 min	0.16	0.95
0603F-R27K-YY	270	7.9	10	12	7.9	775 min	0.30	0.71
0603F-R33K-YY	330	7.9	10	12	7.9	725 min	0.46	0.56
0603F-R39K-YY	390	7.9	10	12	7.9	620 min	0.51	0.50
0603F-R47K-YY	470	7.9	10	12	7.9	540 min	0.62	0.42
0603F-R56K-YY	560	7.9	10	12	7.9	525 min	0.44	0.55
0603F-R68K-YY	680	7.9	10	12	7.9	260 min	0.52	0.47
0603F-R78K-YY	780	7.9	10	12	7.9	460 min	0.69	0.39
0603F-R82K-YY	820	7.9	10	12	7.9	410 min	0.83	0.40
0603F-1R0K-YY	1000	7.9	10	12	7.9	280 min	1.10	0.40
0603F-1R2K-YY	1200	7.9	10	12	7.9	230 min	1.70	0.35
0603F-1R5K-YY	1500	7.9	10	12	7.9	230 min	1.70	0.35
0603F-1R8K-YY	1800	7.9	10	12	7.9	170 typ	1.85	0.35
0603F-2R2K-YY	2200	7.9	10	12	7.9	140 typ	2.00	0.32

Core Material : Ferrite

Revision date : 23 May 2017

SPQ : Taped / Reel 1000 [-08]
4000 [-01]
15000 [-04]

Remarks: - For not listed inductance values please check availability with us.
- 2% and 5% tolerance available on request.