

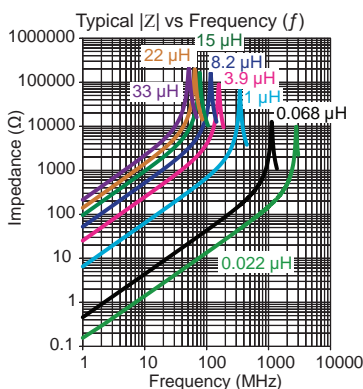
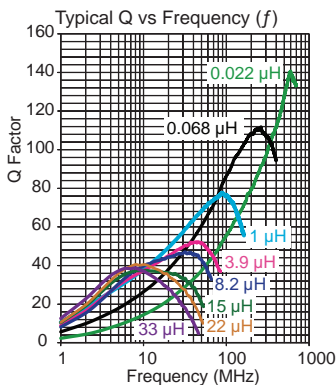
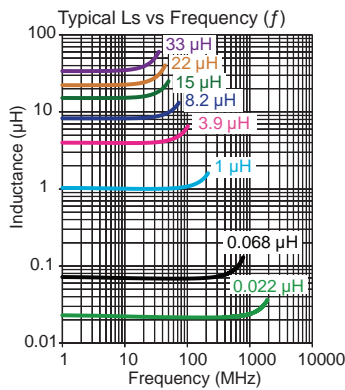
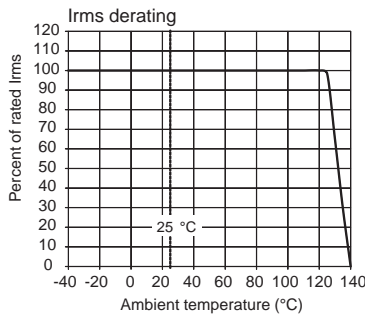
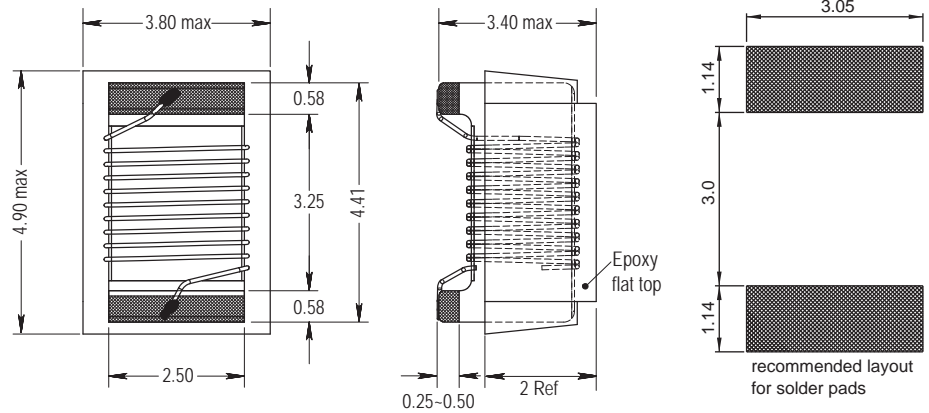
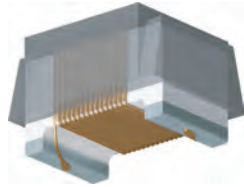


1812 ASM



Non-magnetic

Engineer's Kit : EK-1812ASM-X



Single layer (typ)

Part No	Inductance L (μH)	f _L (MHz)	ToI ± (%)	Q min	f _Q (MHz)	SRF (MHz)	DCR max (Ω)	Rated DC Current max (mA)
1812ASM-022K-YY	0.022	50	10	70	500	2300 min	0.050	1550
1812ASM-068K-YY	0.068	50	10	70	250	900 min	0.070	1350
1812ASM-1R0K-YY	1.0	7.9	10	60	50	280 min	0.640	460
1812ASM-1R2K-YY	1.2	7.9	10	60	50	260 min	0.850	420
1812ASM-1R5K-YY	1.5	7.9	10	60	50	235 min	1.300	360
1812ASM-1R8K-YY	1.8	7.9	10	60	50	220 min	1.800	290
1812ASM-2R2K-YY	2.2	7.9	10	60	50	205 min	2.100	280
1812ASM-2R7K-YY	2.7	7.9	10	60	50	180 min	2.750	260
1812ASM-3R3K-YY	3.3	7.9	10	56	50	160 typ	2.800	240
1812ASM-3R9K-YY	3.9	7.9	10	51	50	145 typ	3.100	220
1812ASM-4R7K-YY	4.7	7.9	10	51	50	135 typ	3.900	210
1812ASM-5R6K-YY	5.6	7.9	10	43	50	115 typ	3.800	210
1812ASM-6R8K-YY	6.8	7.9	10	41	50	105 typ	5.140	200
1812ASM-8R2K-YY	8.2	7.9	10	40	50	100 typ	7.150	140
1812ASM-100K-YY	10	7.9	10	36	50	90 typ	8.13	150
1812ASM-120K-YY	12	2.5	10	34	10	75 typ	8.70	130
1812ASM-150K-YY	15	2.5	10	34	10	70 typ	9.60	130
1812ASM-180K-YY	18	2.5	10	32	10	50 typ	10.9	130
1812ASM-220K-YY	22	2.5	10	32	10	40 typ	14.6	110
1812ASM-270K-YY	27	2.5	10	31	10	32 typ	15.9	110
1812ASM-330K-YY	33	2.5	10	31	10	32 typ	17.1	90

Core Material : Ceramic

Revision date : 11 Apr 2018

SPQ : Taped / Reel 600 [-01]
2200 [-04]

Remarks: - For not listed inductance values please check availability with us.
- 2% and 5% tolerance available on request.

Chip Inductors for RF / Medical Applications (Wire wound -open)