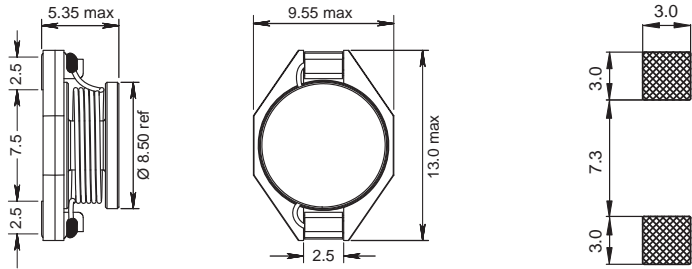
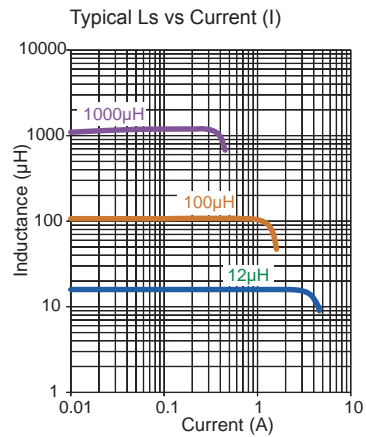
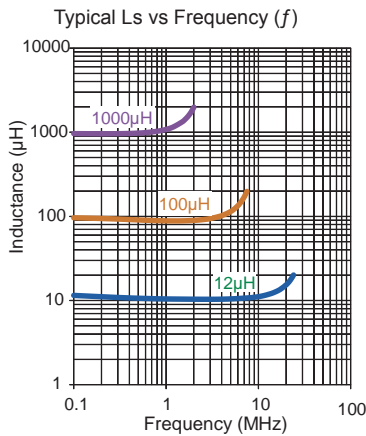


PISMHV

For High Voltages up to 400V DC



Recommended Layout for solder pads



Part No	Inductance L (µH)	f _L (MHz)	Tol ± (%)	SRF min (MHz)	DCR max (Ω)	Rated DC Current (A)	
						I _{sat} typ	I _{ΔT} = 40°C max
PISMHV-120M-04	12	0.1/1V	20	24	0.040	3.11	3.32
PISMHV-150M-04	15	0.1/1V	20	22	0.050	2.80	2.90
PISMHV-220M-04	22	0.1/1V	20	17	0.066	2.30	2.40
PISMHV-330M-04	33	0.1/1V	20	13	0.097	1.83	1.97
PISMHV-470M-04	47	0.1/1V	20	11	0.145	1.50	1.64
PISMHV-680M-04	68	0.1/1V	20	9.2	0.192	1.26	1.45
PISMHV-101M-04	100	0.1/1V	20	7.5	0.286	1.03	1.19
PISMHV-151M-04	150	0.1/1V	20	6.0	0.405	0.85	1.10
PISMHV-221M-04	220	0.1/1V	20	4.6	0.641	0.71	0.85
PISMHV-331M-04	330	0.1/1V	20	3.9	1.030	0.60	0.68
PISMHV-471M-04	470	0.1/1V	20	3.2	1.459	0.50	0.56
PISMHV-681M-04	680	0.1/1V	20	2.7	2.223	0.45	0.48
PISMHV-102M-04	1000	0.1/1V	20	2.0	3.483	0.35	0.40
PISMHV-222M-04	2200	0.1/1V	20	1.4	7.967	0.26	0.24

Core Material : Ferrite
Base Material : Plastic

Revision date : 06 Sep 2018

SPQ : Taped / Reel 750 [-04]

Remarks :

I_{sat} & I_{ΔT} - see description in Inductors Technical Data.
 Terminal clip with lead-free tinned surface for SMT-Reflow soldering.