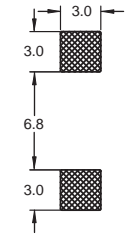
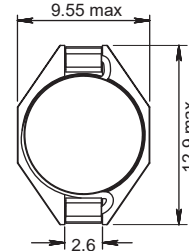
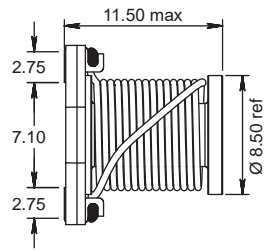
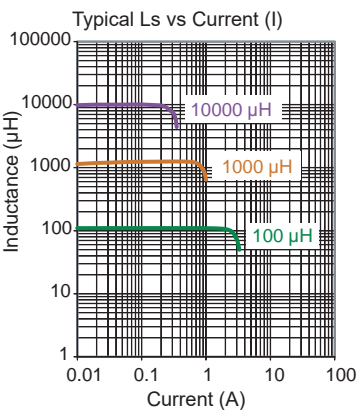
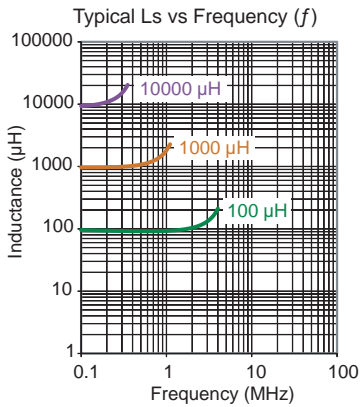


PISNHV

For High Voltages up to 400V DC



Recommended Layout for solder pads



Part No	Inductance	f _L	Tol	SRF	DCR	Rated DC Current (A)	
	L (µH)	(kHz)	± (%)	typ (MHz)	max (Ω)	I _{sat} typ	I _{ΔT} = 40°C max
PISNHV-220M-04	22	100kHz, 1V	20	10.0	0.050	4.82	3.27
PISNHV-330M-04	33	100kHz, 1V	20	8.58	0.070	3.89	2.72
PISNHV-470M-04	47	100kHz, 1V	20	6.52	0.095	3.24	2.31
PISNHV-680M-04	68	100kHz, 1V	20	5.42	0.147	2.68	1.70
PISNHV-101M-04	100	100kHz, 1V	20	4.46	0.190	2.24	1.51
PISNHV-151M-04	150	100kHz, 1V	20	3.19	0.290	1.84	1.19
PISNHV-221M-04	220	100kHz, 1V	20	2.57	0.410	1.52	1.04
PISNHV-331M-04	330	100kHz, 1V	20	2.29	0.640	1.24	0.83
PISNHV-471M-04	470	100kHz, 1V	20	1.97	0.900	1.06	0.72
PISNHV-681M-04	680	100kHz, 1V	20	1.47	1.200	0.90	0.60
PISNHV-102M-04	1000	100kHz, 1V	20	1.28	2.000	0.78	0.48
PISNHV-222M-04	2200	100kHz, 1V	20	0.75	3.850	0.44	0.30
PISNHV-103M-04	10000	100kHz, 1V	20	0.38	18.77	0.24	0.15

Core Material: Ferrite

Revision date: 04 Mar 2022

Base Material: Plastic

SPQ: Taped / Reel 250 [-04]

Remarks: I_{sat} & I_{ΔT} - see description in Inductors Technical Data.

Terminal clip with lead-free tinned surface for SMT-Reflow soldering.