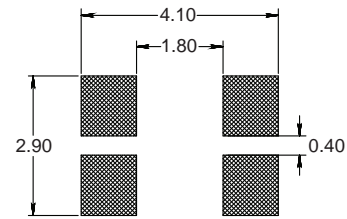
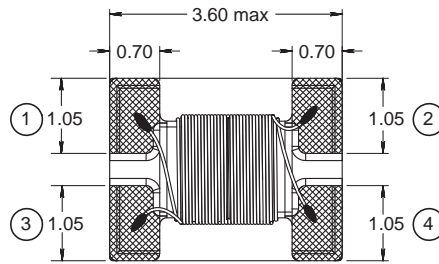
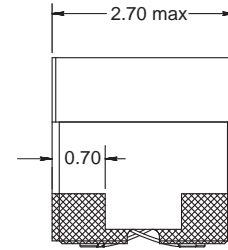
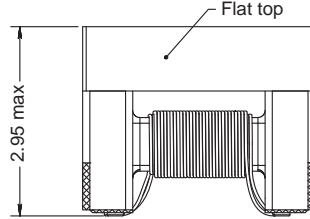



1210 CMF

Common Mode Filter
CAN bus

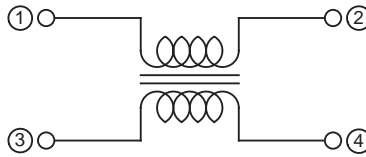


PRELIMINARY

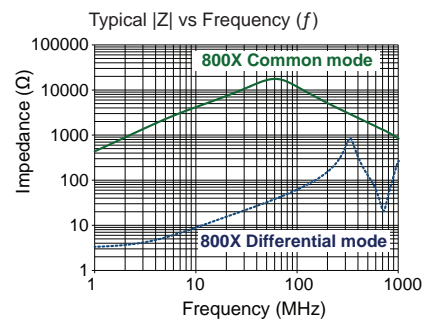
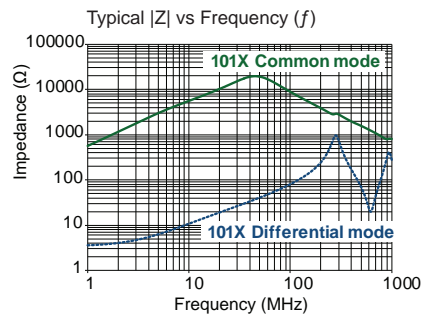


Recommended layout for solder pads

Schematic



No polarity



Part No	Impedance Z (Ω)		f _z (MHz)	Inductance L (μH)	f _L (kHz)	Tol ± (%)	Leakage Inductance (μH) typ	DCR max (Ω)	Rated DC Current (A)
	min	typ							
1210CMF-800X-YY	1000	2600	10 @ 0.1 V	80	100 @ 0.1 V	+50/-30	0.13	2.00	0.20
1210CMF-101X-YY	3500	5100	10 @ 0.1 V	100	100 @ 0.1 V	+50/-30	0.13	2.30	0.15

Core Material: Ferrite

Top Material: Magnetically shielded

Revision date: 15 Aug 2022

SPQ: Taped / Reel 600 [-01]
2700 [-04]

Remarks: - Rated Volt = 80 Vdc.
- Insulation Resistance = 10 MΩ min.