

77 A

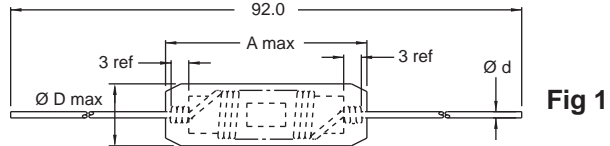


Fig 1

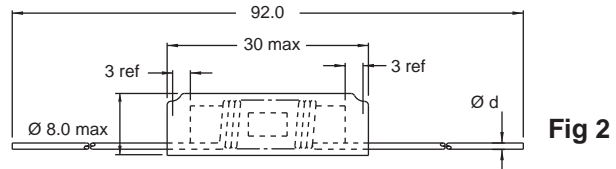
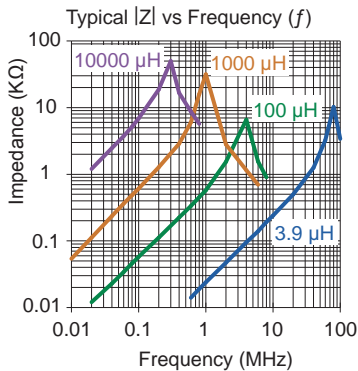


Fig 2



Part No	Inductance	f _L	Tol	DCR	Rated DC	Dimension (mm)			Fig
	L (µH)	(kHz)	± (%)	max (Ω)	Current (A)	A max	Ø D max	Ø d	
*77A-3R9M-00	3.9	1000	20	0.011	12.0	30	8	1.0	2
*77A-5R6M-YY	5.6	1000	20	0.021	8.0	26	8	0.8	1
*77A-100M-YY	10	1000	20	0.042	5.0	26	8	0.8	1
77A-150M-YY	15	100	20	0.060	4.0	26	9	0.8	1
77A-330M-YY	33	100	20	0.084	3.5	26	10	0.8	1
77A-400M-YY	40	100	20	0.084	3.0	26	11	0.8	1
77A-680M-YY	68	100	20	0.12	3.0	26	11	0.8	1
77A-800M-YY	80	100	20	0.15	2.5	26	11	0.8	1
77A-101M-YY	100	100	20	0.18	2.5	26	11	0.8	1
77A-121M-YY	120	100	20	0.36	2.0	26	11	0.8	1
77A-151M-YY	150	100	20	0.36	1.8	26	11	0.8	1
77A-331M-YY	330	100	20	0.60	1.4	26	11	0.8	1
77A-471M-YY	470	100	20	1.20	1.0	26	11	0.8	1
77A-501M-YY	500	100	20	0.84	1.2	26	11	0.8	1
77A-681M-YY	680	100	20	1.20	1.0	26	11	0.8	1
77A-821M-YY	820	100	20	1.20	0.95	26	11	0.8	1
77A-102M-YY	1000	100	20	1.80	0.80	26	11	0.8	1
77A-152M-YY	1500	10	20	2.40	0.70	26	11	0.8	1
77A-332M-YY	3300	10	20	4.80	0.50	26	11	0.8	1
77A-472M-YY	4700	10	20	6.80	0.36	26	11	0.8	1
77A-562M-YY	5600	10	20	9.60	0.36	26	11	0.8	1
77A-682M-YY	6800	10	20	9.60	0.35	26	11	0.8	1
77A-103M-YY	10000	10	20	14.4	0.30	26	11	0.8	1

Single layer

Core Material : Ferrite

Revision date : 30 Aug 2016

SPQ :	Loose / Box	Taped / Reel
	300 [-00]	500 [-01]

Remarks :

- Available also without insulating material for 77A/B-5R6M and 77A/B-100M.
- * Mechanical shock and vibration proof.
- Single layer - Model with Insulation Foil are suitable for application in "Power Line", rated voltage 230V AC (Testvoltage 500V DC).