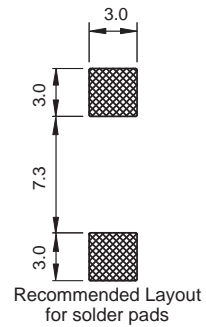
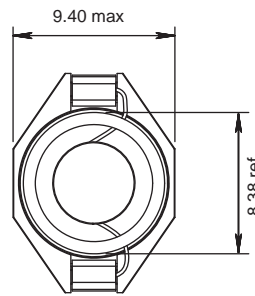
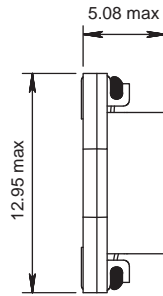
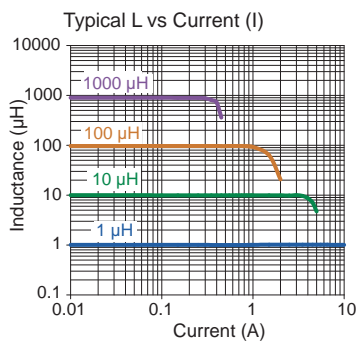
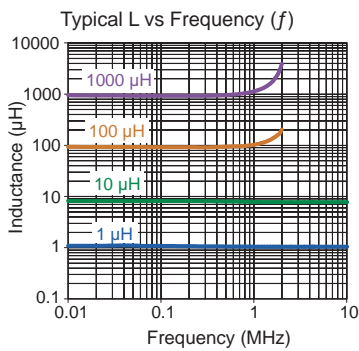


SPISM

Shielded



SMD Power Inductors



Part No	Inductance L (µH)	f _L (kHz)	Tol ± (%)	SRF typ (MHz)	DCR max (Ω)	Rated DC Current (A)	
						I _{sat}	I _{ΔT=40°C}
SPISM-1R0M-04	1.0	100kHz, 0.1V	20	100	0.021	5.6	5.0
SPISM-1R5M-04	1.5	100kHz, 0.1V	20	89	0.022	5.2	4.5
SPISM-2R2M-04	2.2	100kHz, 0.1V	20	71	0.032	5.0	3.8
SPISM-3R3M-04	3.3	100kHz, 0.1V	20	57	0.039	3.9	3.3
SPISM-4R7M-04	4.7	100kHz, 0.1V	20	40	0.054	3.2	2.7
SPISM-6R8M-04	6.8	100kHz, 0.1V	20	38	0.075	2.8	2.2
SPISM-8R2M-04	8.2	100kHz, 0.1V	20	36	0.085	2.6	2.1
SPISM-100M-04	10	100kHz, 0.1V	20	32	0.101	2.4	2.0
SPISM-150M-04	15	100kHz, 0.1V	20	25	0.150	2.0	1.5
SPISM-220M-04	22	100kHz, 0.1V	20	17	0.207	1.6	1.3
SPISM-330M-04	33	100kHz, 0.1V	20	14	0.334	1.4	1.1
SPISM-470M-04	47	100kHz, 0.1V	20	12	0.472	1.0	0.8
SPISM-680M-04	68	100kHz, 0.1V	20	9	0.66	0.9	0.7
SPISM-101M-04	100	100kHz, 0.1V	20	6	1.11	0.8	0.6
SPISM-151M-04	150	100kHz, 0.1V	20	6	1.55	0.6	0.5
SPISM-221M-04	220	100kHz, 0.1V	20	4	2.00	0.5	0.37
SPISM-471M-04	470	100kHz, 0.1V	20	2	5.00	0.4	0.19
SPISM-102M-04	1000	100kHz, 0.1V	20	2	8.30	0.32	0.17

Revision date : 25 Aug 2020

Core Material : Ferrite

Base Material : Plastic

SPQ : Taped / Reel 1000 [-04]

Remarks :

I_{sat} & I_{ΔT} - see description in Inductors Technical Data.